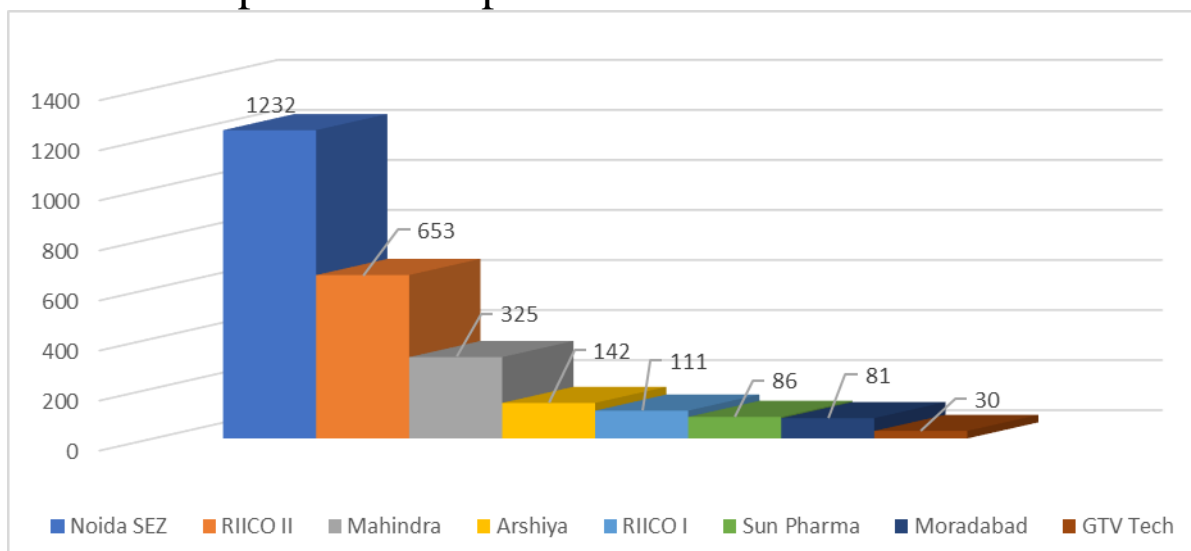


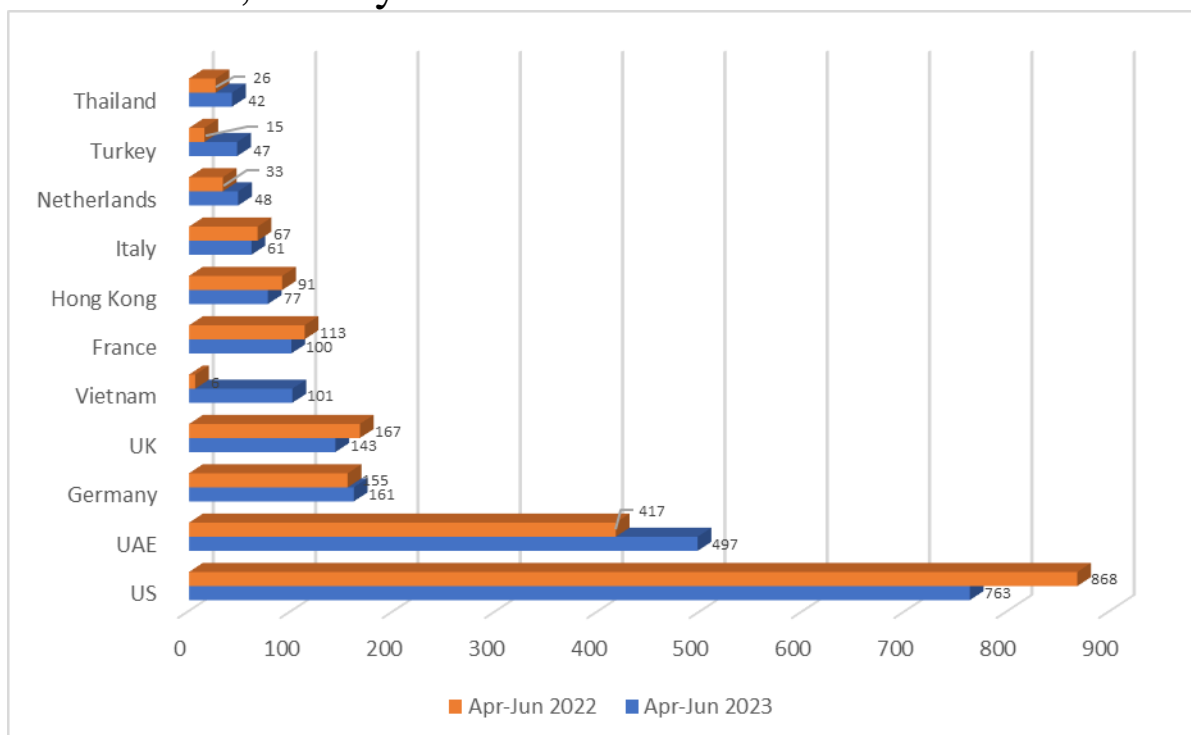
# Report of Zonal NSEZ for the period April-June 2023

## 1. Merchandise Exports

The total Merchandise Exports of Zonal Noida SEZ during the period April-June 2023, was Rs 2674 crores. The SEZ wise breakup of these exports is as under:



The top 11 destinations for these merchandise exports is led by US. Significant growth is seen to UAE, Vietnam, Netherlands, Turkey and Thailand.



The top 3 exporting SEZ units for this period in the aforesaid SEZs is as under:

**a. Noida SEZ**

- i. Idemia Syscom
- ii. Medico Electrodes
- iii. Kishan Lal Jewels

**b. Jaipur (Sitapura) SEZ**

- i. Ideal Fiscal
- ii. Vaibhav Global Limited
- iii. RMC Gems India Limited

**c. Moradabad SEZ**

- i. C L Gupta
- ii. Dewan India
- iii. Parth Exports

**d. Mahindra SEZ**

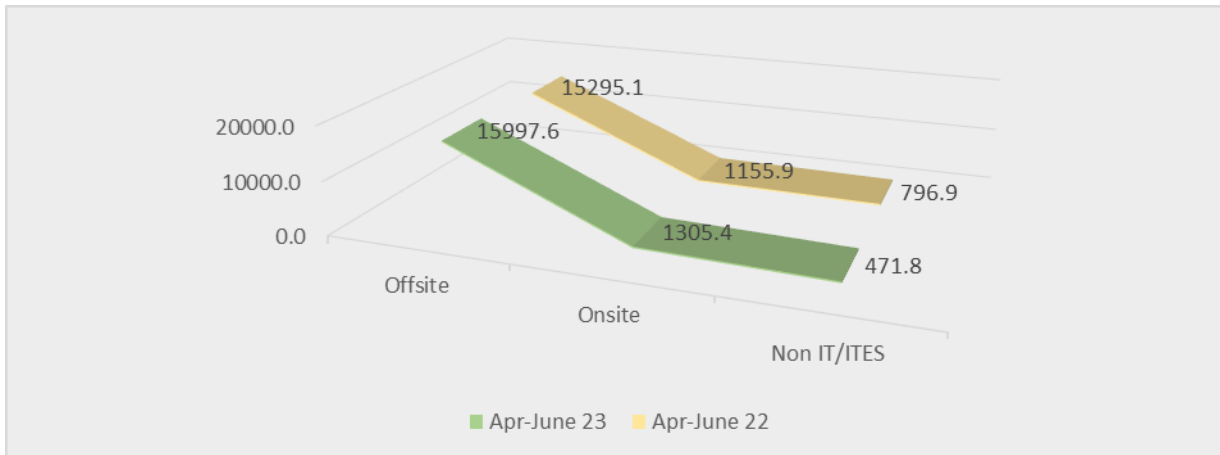
- i. Knitpro International
- ii. Maxop Engineering
- iii. Global Surfaces Limited

**e. Other private SEZs**

- i. Sun Pharmaceutical Industries Limited
- ii. Srikaram Prescience
- iii. Margo Impex Private Limited

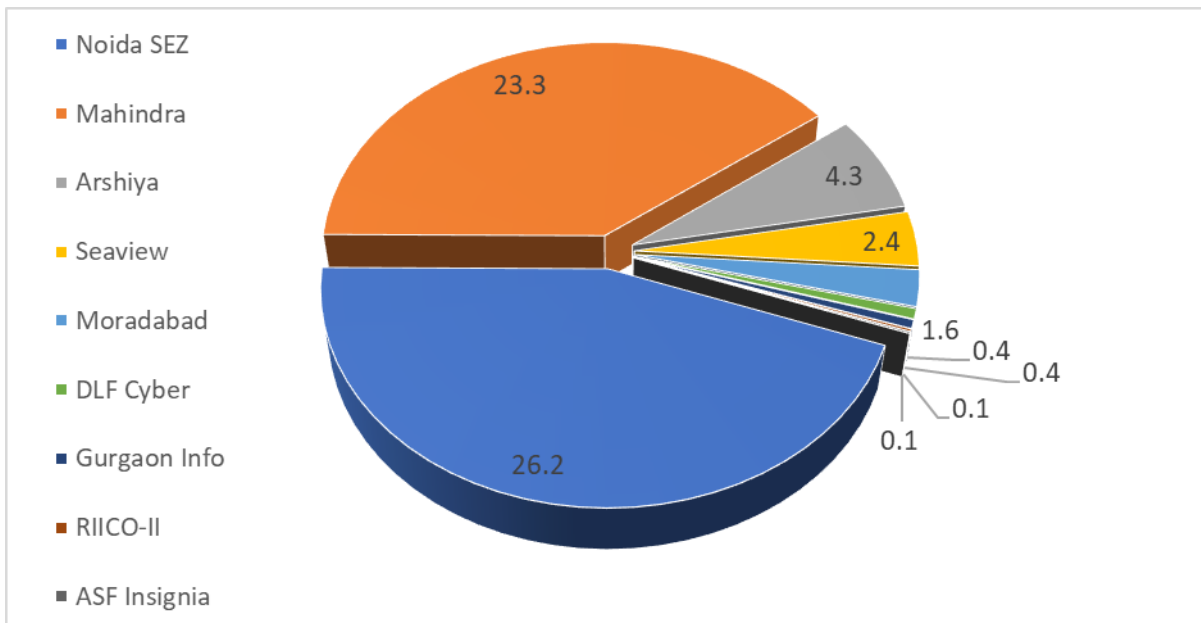
## 2. Services

The total Services Exports of Zonal Noida SEZ during the period April-June 2023, was Rs 17774.9 crores. This is a 3% growth from the same period last year wherein exports stood at Rs 17247.9 crores. The breakup of services is as under:



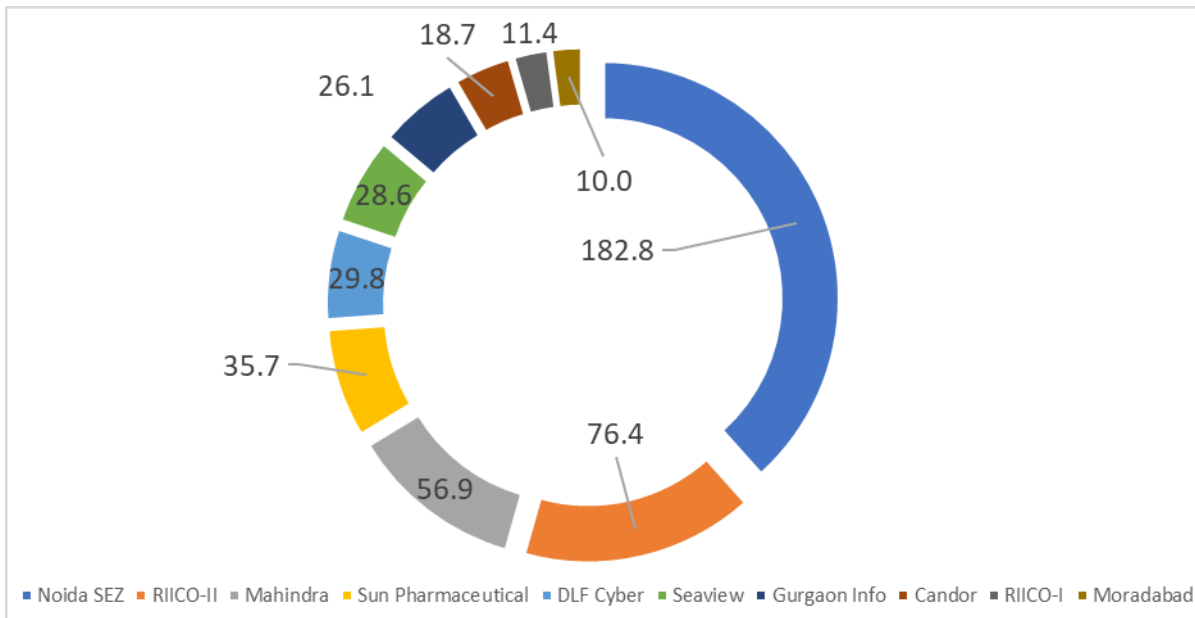
## 3. Deemed Exports

The total deemed exports made by all units under Zonal NSEZ for the period April-June 2023 was Rs 58.8 crores. The SEZ wise deemed exports is as under:

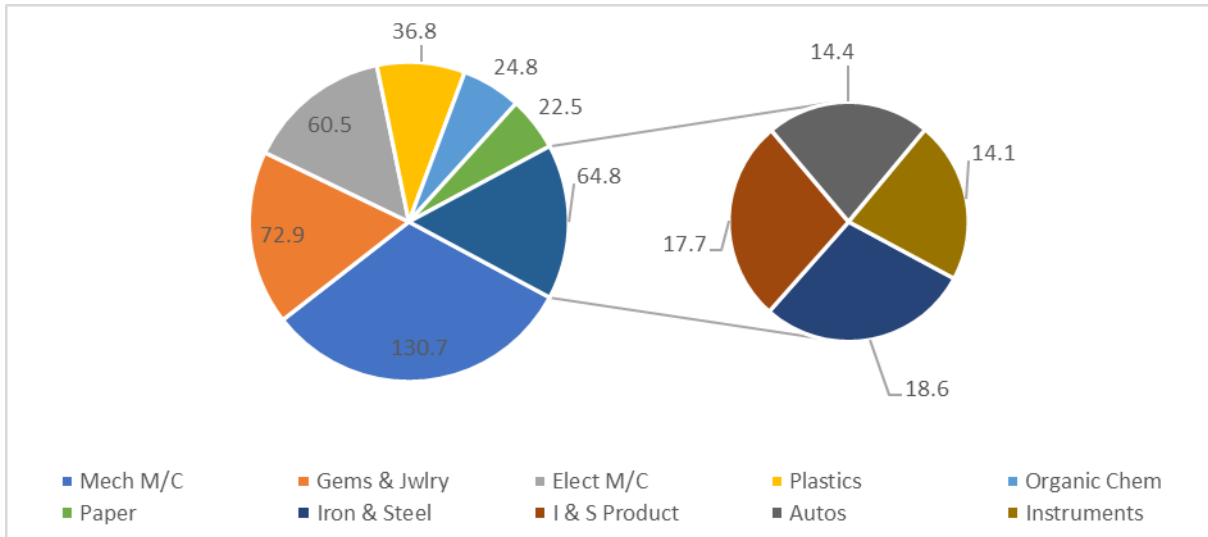


#### 4. Domestic Procurement

The total domestic procurement made by all units under Zonal NSEZ for the period April-June 2023 was Rs 522.6 crores. This is a measure of sourcing of domestic inputs (for manufacturing and service units), thereby promoting the concept of “*Source from India to Make in India*”. The SEZ wise domestic procurement for the said period is as under:



The top sectorwise domestic procurement of goods is as under:



### 5. SEZ to SEZ supplies

The total SEZ to SEZ supplies made by all units (as entered into the SEZ online system) under Zonal NSEZ for the period April-June 2023 was Rs 138.7 crores. The top SEZ wise supplies are as under:

